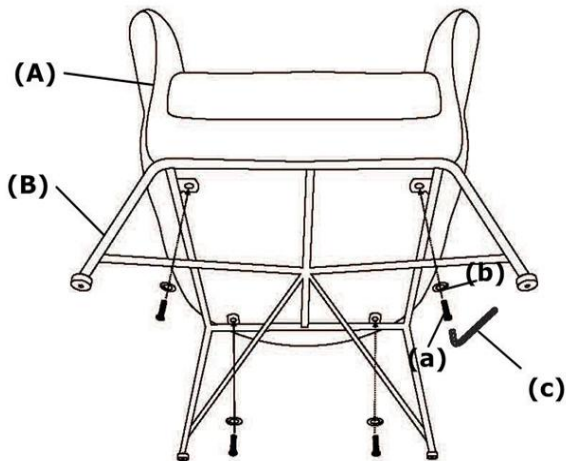




THANK YOU FOR PURCHASING THIS QUALITY PRODUCT.

BE SURE TO CHECK ALL PACKING MATERIAL CAREFULLY FOR SMALL PARTS THAT MAY HAVE COME LOOSE INSIDE THE CARTON DURING TRANSIT

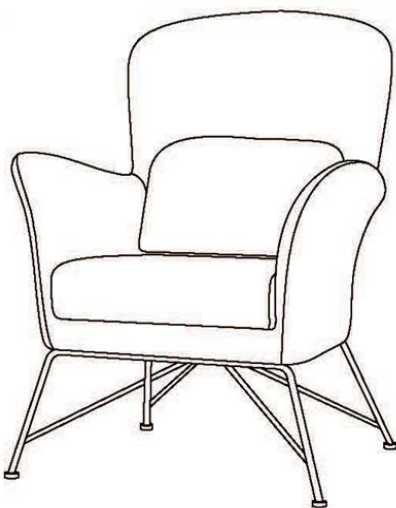
### STEP 1






### PART LIST

NO	DESC	SIZE (MM)	SKETCH	QTY
A	SEAT	690X650X700		1 PC
B	BASE	700X700X350		1 PC

### FINISHED



### HARDWARE LIST

NO	DESC	SIZE (MM)	SKETCH	QTY
a	SCREW	M6X15		4 PCS
b	PLAT WASHER	φ6.1Xφ1.6X1.6		4 PCS
c	SPANNER	M6		1 PC